




Model K125 Gearmotor 3.3" PSC Motor



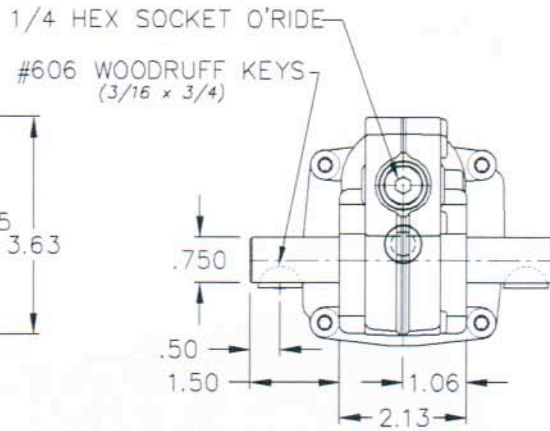
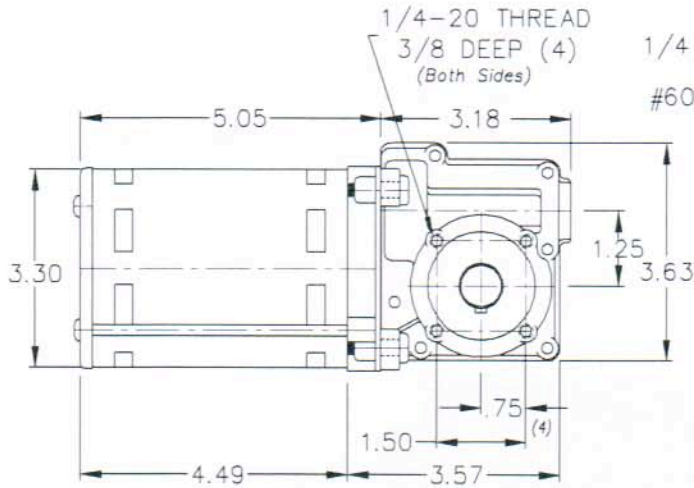
Specifications:

- 1/10 hp 3.3" Permanent Split Capacitor motor
- 115/60 VAC input
- Open motor, intermittent duty
- Auto-reset thermal protection
- Ball bearings in motor
- Reversible rotation
- Zinc die-cast housing
- Six standard gear ratios
- Steel and bronze precision gears
- Needle and sleeve bearings on gear shafts
- O-ring seal on output shaft
- Permanently lubricated
- All position face mount-both sides

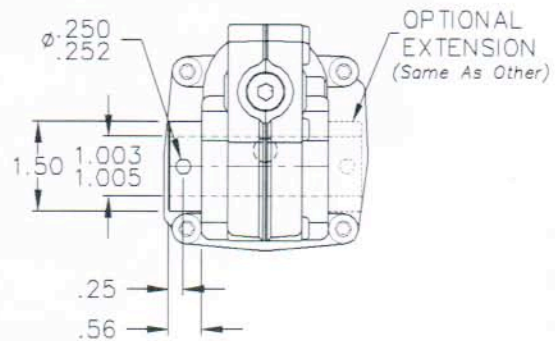
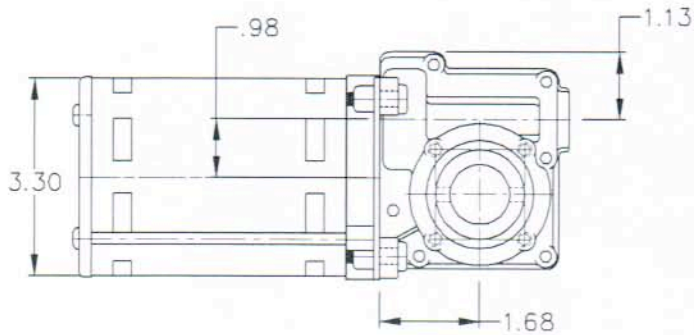
Options:

- 230 VAC 50/60 Hz input
- Dual 115/230 VAC input
- Lip seal on output shaft
- Single extended output shaft
- Hollow output shaft
- Consult factory for other options

Model K125 3.3" VENTED PSC Motor



STANDARD OUTPUT SHAFT




OPTIONAL HOLLOW OUTPUT SHAFT
(Not Available With 25:1, 51:1 & 102:1 Ratios)

Torque Chart (inch lbs)		
1/10 HP 115 VAC /60 HZ 4-POLE PERMANENT SPLIT CAP.		
RATIO	FULL LOAD RPM	FULL LOAD TORQUE
*25:1	62	35
*51:1	30	60
102:1	15	120
130:1	12	155
170:1	9	200
201:1	8	200

*Prone to Backdrive

Overhung load (1" from output boss) not to exceed 200 lbs.



KLAUBER MACHINE & GEAR COMPANY
1101 GEARTECH PARKWAY
PACIFIC, MO. 63069
PH: (636) 257-3002 FAX: (636) 257-3005
www.klaubergear.com